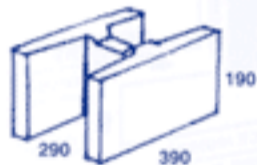



300 mm series

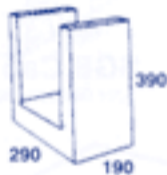
GYMPIE BLOCKWORKS



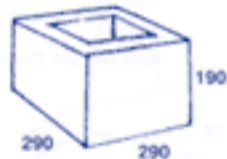
30-48
"H" block



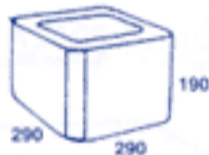
30-925
Standard Single Core



30-18
Deep Lintel



30-02
Three Quarter



30-02 BC
Three Quarter Beval Corner