



Federation Sandstone Bolstered Face Series

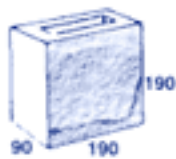
GYMPIE BLOCKWORKS



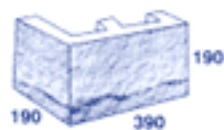
10109
Solid Veneer
Half Height



10121
Standard Veneer



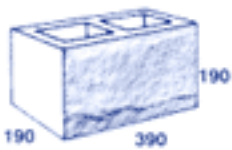
10123
Half Veneer (cut)



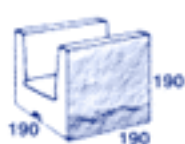
10125
Bolstered End Veneer (cut)



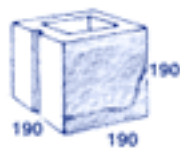
10127
Half Height Veneer



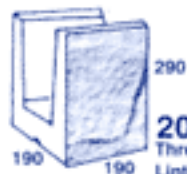
20121
Standard



20122
Half Lintel Sash (cut)




20123
Half Sash



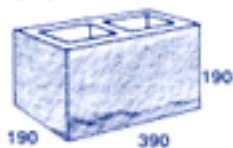
20126
Three Quarter
Lintel Sash (cut)



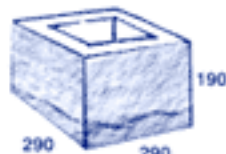
20127
Standard Half Height



20133
Knock-out Bond Beam



20139
Standard
Bolstered End



30302
4 Side Split Pier