


Split face series


GYMPIE BLOCKWORKS



10 101
Solid Veneer




10 121
Veneer Standard



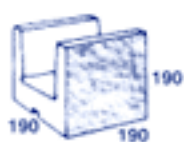
10 123
Half Veneer



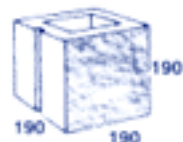
10 127
Half Height Veneer



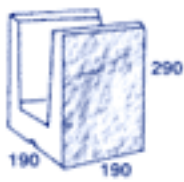
20 121
Standard



20 122
Half Lintel Sash



20 123
Half Sash



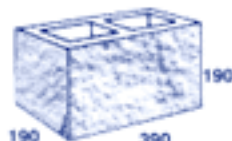
20 126
Three Quarter
Lintel Sash



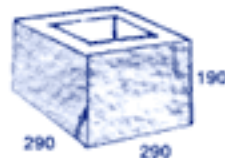
20 127
Standard Half Height



20 133
Knock-out Bond Beam



20 139
Standard Split End



30 302
4 Side Split Pier